



CITY UNION BANK LTD.,

"NARAYANA" Administrative Office,

No.24-B, Gandhi Nagar, Kumbakonam - 612 001.

Phone : 0435 - 2402322 - Fax: 0435 - 2431746

E-mail: shares@cityunionbank.com - Website: www.cityunionbank.com

CIN : L65110TN1904PLC001287

C.O/Shares/LR-6/2017-18

18th July, 2017

National Stock Exchange of India Limited,
Exchange Plaza, 5th Floor,
Plot No.C/1, G Block,
Bandra-Kurla Complex,
Bandra (E),
Mumbai 400 051

BSE Ltd.
DCS – CRD
Phiroze Jeejeebhoy Towers
25th Floor, Dalal Street
Mumbai 400 001

Scrip Code: CUB

Scrip Code: 532210

Dear Sir,


Sub: Intimation u/r 31 of SEBI (Listing Obligations and Disclosure Requirements) Regulations 2015 (listing regulations)

Pursuant to Regulation 31 of SEBI Listing Regulations 2015, we enclose herewith the shareholding pattern of our Bank for the quarter ended 30th June, 2017:

This is for your kind information and records please.

Thanking you

Yours faithfully
for **CITY UNION BANK LTD.**


(V Ramesh)
General Manager – CFO & CS



Format of Holding of Specified securities

1. Name of Listed Entity: **CITY UNION BANK LIMITED**
2. Scrip Code/Name of Scrip/Class of Security: **532210, CUB, EQUITY SHARES**
3. Share Holding Pattern Filed under: **Reg. 31(1)(a)/Reg.31(1)(b)/Reg.31(1)(c)**
 a. if under 31(1)(b) then indicate the report for quarter ending **30/06/2017**
 b. if under 31(1)(c) then indicate date of allotment/extinguishment

4. Declaration : The Listed entity is required to submit the following declaration to the extent of submission of information:

Particulars	YES*	NO*
a. Whether the Listed Entity has issued any partly paid up shares		NO*
b. Whether the Listed Entity has issued any Convertible Securities or Warrants?		NO*
c. Whether the Listed Entity has any shares against which depository receipts are issued?		NO*
d. Whether the Listed Entity has any shares in locked-in?		NO*
e. Whether any shares held by promoters are pledge or otherwise encumbered?		NO*

*if the Listed Entity selects the option 'NO' for the questions above, the columns for the partly paid up shares, Outstanding Convertible Securities/Warrants, depository receipts, locked-in shares, No of shares pledged or otherwise encumbered by promoters, as applicable, shall not be displayed at the time of dissemination on the Stock Exchange website. Also wherever there is 'No' declared by Listed entity in above table the values will be considered as 'Zero' by default on submission of the format of holding of specified securities.

5. The tabular format for disclosure of holding of specified securities is as follows:




Table 1 - Summary Statement holding of specified securities

Category	Category of Shareholder	No of Shareholders	No of fully paid up equity shares held	No of Partly paid-up equity shares held	No of Shares Underlying Depository Receipts	Total No of Shares Held (VII) = (IV)+(V)+(VI)	Shareholding as a % of total no of shares (As a % of (A+B+C2))	Number of Voting Rights held in each class			No of Shares Underlying convertible securities (Including Warrants)	Shareholding as a % assuming full conversion of convertible Securities (as a percentage of diluted share capital)	Number of Locked in Shares		Number of Shares pledged or otherwise encumbered	Number of equity shares held in dematerialized form
								Class X	Class Y	Total			No.	As a % of total Shares held		
(I)	(II)	(III)	(IV)	(V)	(VI)	(VII)	(VIII)	No of Voting Rights			(X)	(XI)	(XII)	(XIII)	(XIV)	
(A)	Promoter & Promoter Group	0	0	0	0	0	0.00	0	0	0	0.00	0	0.00	0	0	
(B)	Public	88896	601064881	0	0	601064881	100.00	601064881	0	601064881	100.00	0	0.00	NA	571722152	
(C)	Non Promoter-Non Public															
(C1)	Shares underlying DRs	0	0	0	0	0	NA	0	0	0	0.00	0	0.00	NA	0	
(C2)	Shares held by Employees Trusts	0	0	0	0	0	0.00	0	0	0	0.00	0	0.00	NA	0	
	Total:	88896	601064881	0	0	601064881	100.00	601064881	0	601064881	100.00	0	0.00	0	571722152	



Table II - Statement showing shareholding pattern of the Promoter and Promoter Group

Category	Category & Name of the Shareholder	PAN	No of Shareholders	No of fully paid up equity shares held	No of Partly paid-up equity shares held	No of Shares Underlying Depository Receipts	Total No of Shares Held ((IV+V+VI)	Shareholding as a % of total no of shares (calculated as per SCRR, 1957 (VIII) {As a % of (A+B+C2)})	Number of Voting Rights held in each class of securities			No of Shares Underlying convertible securities (Including Warrants)	Shareholding as a % assuming full conversion of convertible Securities (as a percentage of diluted share capital)	Number of Locked in Shares		Number of Shares pledged or otherwise encumbered		Number of equity shares held in dematerialized form
									Class X	Class Y	Total			No.	As a % of total Shares	No.	As a % of total Shares held	
	(I)	(II)	(III)	(IV)	(V)	(VI)	(VII)	(VIII)	(IX)	(X)	(XI)	(XII)	(XIII)	(XIV)				
(1)	Indian Individuals/Hindu undivided Family		0	0	0	0	0	0.00	0	0	0	0.00	0	0.00	0	0.00	0	0
(b)	Central Government/State Government(s)		0	0	0	0	0	0.00	0	0	0	0.00	0	0.00	0	0.00	0	0
(c)	Financial Institutions/Banks		0	0	0	0	0	0.00	0	0	0	0.00	0	0.00	0	0.00	0	0
(d)	Any Other		0	0	0	0	0	0.00	0	0	0	0.00	0	0.00	0	0.00	0	0
	Sub-Total (A)[1]		0	0	0	0	0	0.00	0	0	0	0.00	0	0.00	0	0.00	0	0
(2)	Foreign Individuals (Non-Resident Individuals/Foreign Individuals)		0	0	0	0	0	0.00	0	0	0	0.00	0	0.00	0	0.00	0	0
(a)	Government		0	0	0	0	0	0.00	0	0	0	0.00	0	0.00	0	0.00	0	0
(b)	Institutions		0	0	0	0	0	0.00	0	0	0	0.00	0	0.00	0	0.00	0	0
(c)	Foreign Portfolio Investor		0	0	0	0	0	0.00	0	0	0	0.00	0	0.00	0	0.00	0	0
(d)	Any Other		0	0	0	0	0	0.00	0	0	0	0.00	0	0.00	0	0.00	0	0
(e)			0	0	0	0	0	0.00	0	0	0	0.00	0	0.00	0	0.00	0	0
	Sub-Total (A)[2]		0	0	0	0	0	0.00	0	0	0	0.00	0	0.00	0	0.00	0	0
	Total Shareholding of Promoter and Promoter Group (A)=[A][1]+[A][2]		0	0	0	0	0	0.00	0	0	0	0.00	0	0.00	0	0.00	0	0




Table III - Statement showing shareholding pattern of the Public shareholder

Category	Name of the Shareholder	PAN	No of Shareholders	No of fully paid up equity shares held	No of Partly paid-up equity shares held	No of Shares Underlying Depository Receipts	Total No of Shares Held (IV+V+VI)	Shareholding as a % of total no of shares (A+B+C2)	Number of Voting Rights securities	No of Voting Rights held in each class of		No of Shares Outstanding convertible securities (Including Warrants)	Shareholding as a % assuming full conversion of convertible Securities (as a percentage of diluted share capital)	Number of Locked in Shares	Number of Shares pledged or otherwise encumbered	Number of equity shares held in dematerialized form
										Class X	Class Y Total (IX)					
(1)	(II)	(III)	(IV)	(V)	(VI)	(VII)	(VIII)	(IX)	(X)	(XI)	(XII)	(XIII)	(XIV)			
(a)	Mutual Funds		74	65857970	0	65857970	10.96	65857970	0	65857970	10.96	0	0.00	NA	NA	65857970
	HDFC TRUSTEE COMPANY LIMITED A/C															
	HDFC BALANCED FUND	AAATH1809A	6	22209834	0	22209834	3.70	22209834	0	22209834	3.70	0	0.00	NA	NA	22209834
	FRANKLIN TEMPLETON MUTUAL FUND A/C															
	FRANKLIN INDIA PRIMA FUND	AAATT4931H	2	8800717	0	8800717	1.46	8800717	0	8800717	1.46	0	0.00	NA	NA	8800717
	AXIS MUTUAL FUND TRUSTEE LIMITED A/C															
	AXIS MUTUAL FUND A/C AXIS MIDCAP FUND	AACTA5925A	6	11067468	0	11067468	1.84	11067468	0	11067468	1.84	0	0.00	NA	NA	11067468
(b)	Venture Capital Funds		0	0	0	0	0.00	0	0	0	0.00	0	0.00	NA	NA	0
(c)	Alternate Investment Funds		0	0	0	0	0.00	0	0	0	0.00	0	0.00	NA	NA	0
(d)	Foreign Venture Capital Investors		0	0	0	0	0.00	0	0	0	0.00	0	0.00	NA	NA	0
(e)	Foreign Portfolio Investors		126	207312704	0	207312704	34.49	207312704	0	207312704	34.49	0	0.00	NA	NA	207312704
	WASATCH CORE GROWTH FUND	AAACW5536C	1	6656038	0	6656038	1.11	6656038	0	6656038	1.11	0	0.00	NA	NA	6656038
	SMALLCAP WORLD FUND, INC	AABCS3581L	1	19961217	0	19961217	3.32	19961217	0	19961217	3.32	0	0.00	NA	NA	19961217
	LAVENDER INVESTMENTS LIMITED	AACCL3098C	1	21023955	0	21023955	3.50	21023955	0	21023955	3.50	0	0.00	NA	NA	21023955
	BANK MUSCAT INDIA FUND	AADCB4040P	1	7475725	0	7475725	1.24	7475725	0	7475725	1.24	0	0.00	NA	NA	7475725
	INTASIAN DISCOVERY MASTER FUND	AAECN4662L	1	23976416	0	23976416	3.99	23976416	0	23976416	3.99	0	0.00	NA	NA	23976416
	TVF FUND LTD	AAECT0015H	1	10328846	0	10328846	1.72	10328846	0	10328846	1.72	0	0.00	NA	NA	10328846
	ABERDEEN GLOBAL-ASIAN SMALLER COMPANIES FUND	AAFA9270L	1	11978117	0	11978117	1.99	11978117	0	11978117	1.99	0	0.00	NA	NA	11978117
	GRFF VENTURES	AAFA9520K	1	18054178	0	18054178	3.00	18054178	0	18054178	3.00	0	0.00	NA	NA	18054178
	SOMERSET EMERGING MARKETS SMALL CAP FUND LLC	AAMCS5010K	1	6539145	0	6539145	1.09	6539145	0	6539145	1.09	0	0.00	NA	NA	6539145
(f)	Financial Institutions/Banks		12	24063908	0	24063908	4.00	24063908	0	24063908	4.00	0	0.00	NA	NA	24063908
	LIFE INSURANCE CORPORATION OF INDIA	AAACL0582H	1	2232476	0	2232476	3.70	2232476	0	2232476	3.70	0	0.00	NA	NA	2232476
(g)	Insurance Companies		0	0	0	0	0.00	0	0	0	0.00	0	0.00	NA	NA	0
(h)	Provident Funds/Pension Funds		0	0	0	0	0.00	0	0	0	0.00	0	0.00	NA	NA	0
(i)	Any Other		0	0	0	0	0.00	0	0	0	0.00	0	0.00	NA	NA	0
	FOREIGN NATIONALS		1	300	0	300	0.00	300	0	300	0.00	0	0.00	NA	NA	300
	Sub Total (B)(1)		213	297234882	0	297234882	49.45	297234882	0	297234882	49.45	0	0.00	NA	NA	297234882
(2)	Government(s)/President of India		0	0	0	0	0.00	0	0	0	0.00	0	0.00	NA	NA	0
	Sub Total (B)(2)		0	0	0	0	0.00	0	0	0	0.00	0	0.00	NA	NA	0
(3)	Non-Institutions															
	i. Individual shareholders holding nominal share capital up to Rs.2 lakhs		86947	165528324	0	165528324	27.54	165528324	0	165528324	27.54	0	0.00	NA	NA	137143493
	ii. Individual shareholders holding nominal share capital in excess of Rs. 2 Lakhs		95	84764510	0	84764510	14.10	84764510	0	84764510	14.10	0	0.00	NA	NA	84559760
	VISALAM G	AAHPV3844N	1	12500000	0	12500000	2.08	12500000	0	12500000	2.08	0	0.00	NA	NA	12500000
	SRIRAM V	AARHS1926C	1	7500000	0	7500000	1.25	7500000	0	7500000	1.25	0	0.00	NA	NA	7500000
	VILASINI VAIDYANATHAN	ABPPV0142G	1	12500000	0	12500000	2.08	12500000	0	12500000	2.08	0	0.00	NA	NA	12500000
(b)	NBFCs Registered with RBI		5	6005	0	6005	0.00	6005	0	6005	0.00	0	0.00	NA	NA	6005
(c)	Employee Trusts		0	0	0	0	0.00	0	0	0	0.00	0	0.00	NA	NA	0
(d)	DRs (Balancing figure)		0	0	0	0	0.00	0	0	0	0.00	0	0.00	NA	NA	0





Table IV - Statement showing shareholding pattern of the Non Promoter - Non Public Shareholder

Category & Name of the Shareholder	PAN	No of Shareholders	No of fully paid up equity shares held	No of Partly paid-up equity shares held	No of Shares Underlying Depository Receipts	Total No of Shares Held (IV+V+VI)	Shareholding as a % of total shares (A+B+C2)	Number of Voting Rights held in each class of securities			No of Shares Underlying Outstanding convertible securities (Including Warrants)	Shareholding as a % assuming full conversion of convertible Securities (as a percentage of diluted share capital)	Number of Locked in Shares		Number of Shares pledged or otherwise encumbered		Number of equity shares held in dematerialized form
								Class X	Class Y	Total			No.	As a % of total	No.	As a % of total	
		(III)	(IV)	(V)	(VI)	(VII)	(VIII)	(IX)	(X)	(XI)	(XII)	(XIII)	(XIV)				
(1) Custodian/DR Holder		0	0	0	0	0	0.00	0	0	0	0.00	0	0.00	NA	NA	0	
Employee Benefit Trust (under SEBI(Share based Employee Benefit) Regulations 2014)		0	0	0	0	0	0.00	0	0	0	0.00	0	0.00	NA	NA	0	
(2) Total Non-Promoter-Non Public Shareholding (C) = (C1)+(C2)		0	0	0	0	0	0.00	0	0	0	0.00	0	0.00	NA	NA	0	



Details of the shareholders acting as persons in Concert including their Shareholding:			
Name of Shareholder	Name of PAC	No of shares	Holding%
Total:		0	0

Details of Shares which remain unclaimed may be given hear along with details	
No of Shareholders	No of shares



Details of Shares which remain unclaimed may be given hear along with details such as number of shareholders, outstanding shares held in demat/unclaimed suspense account

No of Shareholders	No of shares
70	224055

